



Retenbrpit22

282.8

further divided into main campus and

Comparedo 202122, fall to spring rete
The overall fall to spring retention rate f
last year. New Fres

Of the 2,814 undergraduate students enrolled in Fall 2022:

- 170 (6.0%) graduated in Fall 2022
- 396 (14.1%) did not return for Spring 2023
- 2,248 (79.9%) reenrolled for Spring 2023

After adjusting for graduates, the undergraduate retention rate was 85.0%. See Section 1, page 3, for more details on this cohort. To view data for main campus undergraduates see Section 1a (p. 14), and Section 1b (p. 25) for online undergraduate students.

Of the 1,800 non-new (continuing) undergraduate students enrolled in Fall 2022:

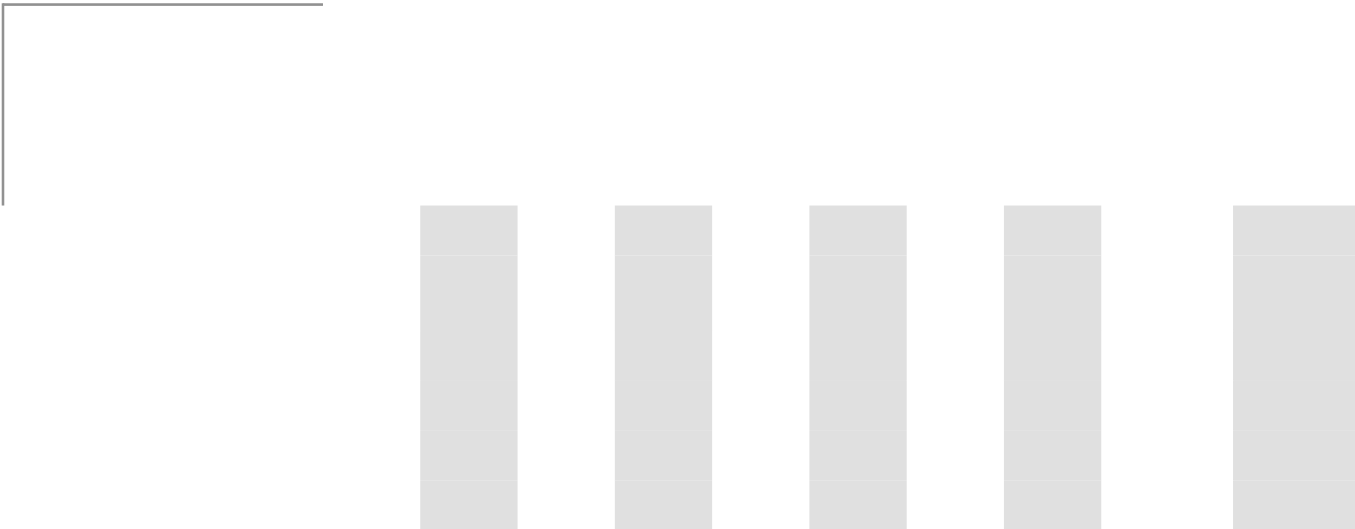
- 169 (9.4%) graduated in Fall 2022
- 197 (10.9%) did not return for Spring 2023
- 1,434 (79.7%) reenrolled for Spring 2023

After adjusting for graduates, the continuing undergraduate retention rate was 87.9%. There is no separate breakout for these

|

Retention of Undergraduate Students, Fall 2022 to Spring 2022-23
 Section 1: All Undergraduates

Citizenship Status	Fall 2022		Spring 2022-23						Cohort Less Graduates	Retention Rate
	Enrolled		Enrolled		Not Enrolled		Graduated			
	N	col %	N	row %	N	row %	N	row %		
U.S. Citizen	2,570	91	2,040	79.4	378	14.7	152	5.9	2,418	84.4
Resident Alien	96	3	79	82.3	9	9.4	8	8.3	88	89.8




Retention of Undergraduate Students, Fall 2022 to Spring 2022-23
Section 1: All Undergraduates


Living Arrangements	Fall 2022		Spring 2022-23						Cohort Less Graduates	Retention Rate
	Enrolled		Enrolled		Not Enrolled		Graduated			
	N	col %	N	row %	N	row %	N	row %		
Off Campus	1,857	66	1,424	76.7	304	16.4	129	6.9	1,728	82.4
Residence Hall	957	34	824	86.1	92	9.6	41	4.3	916	90.0
All	2,814	100	2,248	79.9	396	14.1	170	6.0	2,644	85.0


Academic Status	Fall 2022		Spring 2022-23						Cohort Less Graduates	Retention Rate
	Enrolled		Enrolled		Not Enrolled		Graduated			
	N	col %	N	row %	N	row %	N	row %		
	9	0	1	11.1	8	88.9	--	--	9	11.1
Good Standing	2,541	90	2,121	83.5	250	9.8	170	6.7	2,371	89.5
Academic Probation	37	1	18	48.6	19	51.4	--	--	37	48.6
Academic Warning	219	8	107	48.9	112	51.1	--	--	219	48.9
Suspension	8	0	1	12.5	7	87.5	--	--	8	12.5
All	2,814	100	2,248	79.9	396	14.1	170	6.0	2,644	85.0

Retention of Undergraduate Students, Fall 2022 to Spring 2022-23
 Section 1: All Undergraduates

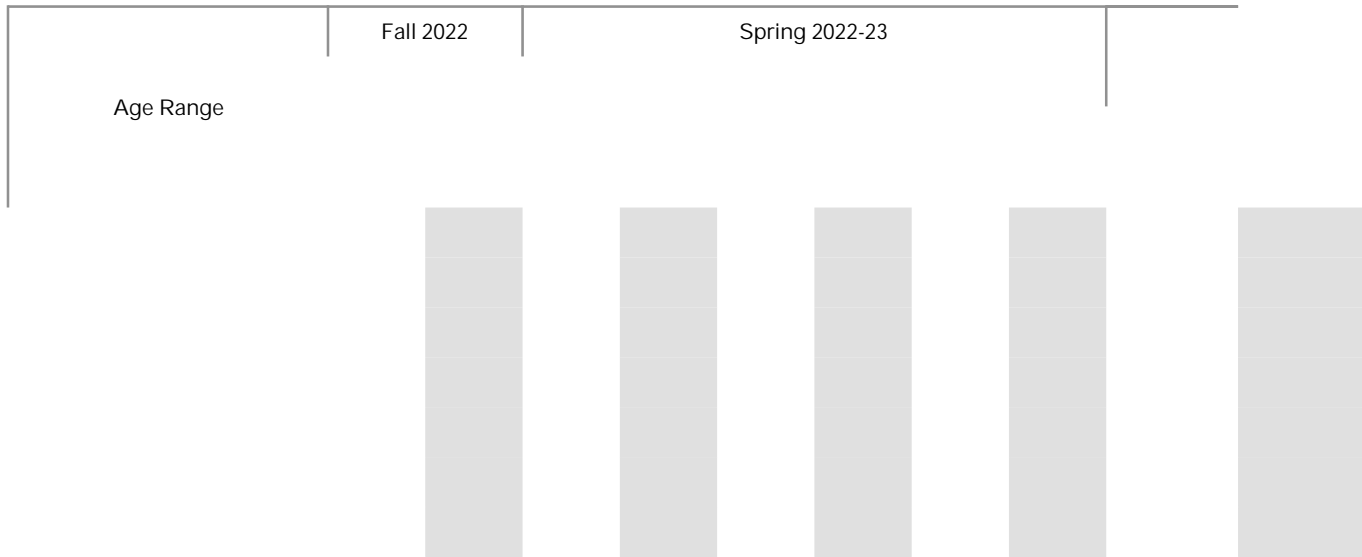
Fall 2022 Term GPA	Fall 2022		Spring 2022-23						Cohort Less Graduates	Retention Rate
	Enrolled		Enrolled		Not Enrolled		Graduated			
	N	col %	N	row %	N	row %	N	row %		
No GPA	11	0	3	27.3	8	72.7	--	--	11	27.3
0.00 - 0.49	151	5	29	19.2	122	80.8	--	--	151	19.2
0.50 - 0.99	52	2	34	65.4	18	34.6	--	--		











Retention of Undergraduate Students, Fall 2022 to Spring 2022-23
Section 1: All Undergraduates






Retention of Undergraduate Students, Fall 2022 to Spring 2022-23
Section 1: All Undergraduates



Retention of Undergraduate Students, Fall 2022 to Spring 2022-23
 Section 1a: All Undergraduates - Main Campus

Fall Enrollee Type	Fall 2022		Spring 2022-23						Cohort Less Graduates	Retention Rate
	Enrolled		Enrolled		Not Enrolled		Graduated			
	N	col %	N	row %	N	row %	N	row %		
Academy Student	6	0	3	50.0	3	50.0	--	--	6	50.0
New First Time Freshman (0hrs)	690	28	595	86.2	95	13.8	--	--	690	86.2
Transfer Student	156	6	124	79.5	32	20.5	--	--	156	79.5
Continuing	1,592	65	1,301	81.7	146	9.2	145	9.1	1,447	89.9
Non-Degree Seeking	1	0	--	--	1	100.0	--	--	1	0.0
All	2,445	100	2,023	82.7	277	11.3	145	5.9	2,300	88.0

Classification	Fall 2022		Spring 2022-23						Cohort Less Graduates	Retention Rate
	Enrolled		Enrolled		Not Enrolled		Graduated			
	N	col %	N	row %	N	row %	N	row %		
Freshman	791	32	654	82.7	137	17.3	--	--	791	82.7
Sophomore	600	56.9	569	94.8	31	5.2	0	0	600	100.0
Junior	412	32	436	106.1	24	5.8	0	0	412	100.0
Senior	418	36	448	107.2	70	16.7	0	0	418	100.0
All	2,221	91.3	2,023	91.1	277	12.5	145	6.5	2,300	100.0




Retention of Undergraduate Students, Fall 2022 to Spring 2022-23
 Section 1a: All Undergraduates - Main Campus

Cuml. GPA by Class		Fall 2022		Spring 2022-23						Cohort Less Graduates	Retention Rate
		Enrolled		Enrolled		Not Enrolled		Graduated			
		N	col %	N	row %	N	row %	N	row %		
Freshman	0.00 - 0.49	32	1	9	28.1	23	71.9	--	--	32	28.1
	0.50 - 0.99	20	1	13	65.0	7	35.0	--	--	20	65.0
	1.00 - 1.49	47	2	29	61.7	18	38.3	--	--	47	61.7
	1.50 - 1.99	70	3	46	65.7	24	34.3	--	--	70	65.7
	2.00 - 2.49	108	4	92	85.2	16	14.8	--	--	108	85.2
	2.50 - 2.99	146	6	128	87.7	18	12.3	--	--	146	87.7
	3.00 - 3.49	172	7	153	89.0	19	11.0	--	--	172	89.0
	3.50 - 4.00	196	8	184	93.9	12	6.1	--	--	196	93.9
	All	791	32	654	82.7	137	17.3	--	--	791	82.7
Sophomore											
	0.00 - 0.49	8	0	1	12.5	7	87.5	--	--	8	12.5
	0.50 - 0.99	2	0	--	--	2	100.0	--	--		

Retention of Undergraduate Students, Fall 2022 to Spring 2022-23
Section 1a: All Undergraduates - Main Campus


Cuml. GPA by Class	Fall 2022	Spring 2022-23		
	Enrolled			

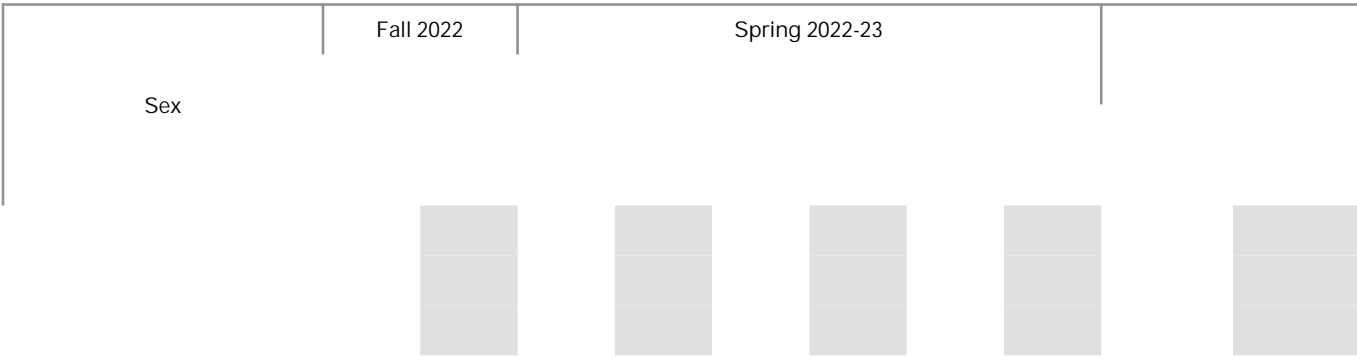


Retention of Undergraduate Students, Fall 2022 to Spring 2022-23
 Section 1a: All Undergraduates - Main Campus

Age Range	Fall 2022		Spring 2022-23						Cohort Less Graduates	Retention Rate
	Enrolled		Enrolled		Not Enrolled		Graduated			
	N	col %	N	row %	N	row %	N	row %		
17 and Under	43	2	37							

Major






Section 1b: All Undergraduates - Online

Citizenship Status	Fall 2022		Spring 2022-23						Cohort Less Graduates	Retention Rate
	Enrolled		Enrolled		Not Enrolled		Graduated			
	N	col %	N	row %	N	row %	N	row %		
U.S. Citizen	358	97	216	60.3	118	33.0	24	6.7	334	64.7
Resident Alien	8	2	6	75.0	1	12.5	1	12.5	7	85.7
U.S. Nonresident	1	0	1	100.0	--					

0.0jBT 7T3 8.19 Tf

Retention of Undergraduate Students, Fall 2022 to Spring 2022-23
 Section 1b: All Undergraduates - Online

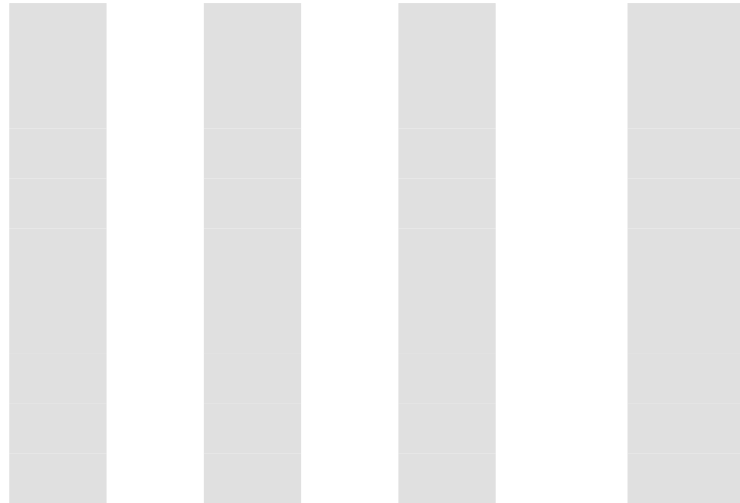
Fall 2022 Term GPA	Fall 2022		Spring 2022-23						Cohort Less Graduates	Retention Rate
	Enrolled		Enrolled		Not Enrolled		Graduated			
	N	col %	N	row %	N	row %	N	row %		
No GPA	5	1	2	40.0	3	60.0	--	--	5	40.0
0.00 - 0.49	70	19	11	15.7	59	84.3	--	--	70	15.7
										15.7



Retention of Undergraduate Students, Fall 2022 to Spring 2022-23
 Section 1b: All Undergraduates - Online

Cuml. GPA by Class		Fall 2022		Spring 2022-23						Cohort Less Graduates	Retention Rate
		Enrolled		Enrolled		Not Enrolled		Graduated			
		N	col %	N	row %	N	row %	N	row %		
Freshman	No GPA	3	1	1	33.3	2	66.7	--	--	3	33.3
	0.00 - 0.49	29	8	2	6.9	27	93.1	--	--	29	

Sex	Fall 2022		Spring 2022-23				Cohort Less Graduates	Retention Rate
	Enrolled		Enrolled		Not Enrolled			
	N	col %	N	row %	N	row %		
	287	39	247	86.1	40	13.9	287	86.1
	445	61	366	82.2	79	17.8	445	82.2
	732	100	613	83.7	119	16.3	732	83.7








Retention of Undergraduate Students, Fall 2022 to Spring 2022-23
 Section 2a: New Freshmen - Main Campus

County	Fall 2022		Spring 2022-23				Cohort Less Graduates	Retention Rate
	Enrolled		Enrolled		Not Enrolled			
	N	col %	N	row %	N	row %		
Fort Bend	105	15	97	92.4	8	7.6	105	92.4
Harris	345	50	299	86.7	46	13.3	345	86.7
Other Texas County	183	27	151	82.5	32	17.5	183	82.5
Out of State	57	8	48	84.2	9	15.8	57	84.2
All	690	100	595	86.2	95	13.8	690	86.2

Living Arrangements	Fall 2022		Spring 2022-23				Cohort Less Graduates	Retention Rate
	Enrolled		Enrolled		Not Enrolled			
	N	col %	N	row %	N	row %		
Off Campus	334	48	295	88.3	39	11.7	334	88.3
Residence Hall	356	52	300	84.3	56	15.7	356	84.3
All	690	100	595	86.2	95	13.8	690	86.2

Academic Status	Fall 2022		Spring 2022-23				Cohort Less Graduates	Retention Rate
	Enrolled		Enrolled		Not Enrolled			
	N	col %	N	row %	N	row %		
Good Standing	589	85	528	89.6	61	10.4	589	89.6
Academic Warning	101	15	67	66.3	34	33.7	101	66.3
All	690	100	595	86.2	95	13.8	690	86.2

First Generation College Student	Fall 2022		Spring 2022-23				Cohort Less Graduates	Retention Rate
	Enrolled		Enrolled		Not Enrolled			
	N	col %	N	row %	N	row %		
First Generation	190	28	153	80.5	37	19.5	190	80.5
Not First Generation	500	72						



Retention of Undergraduate Students, Fall 2022 to Spring 2022-23
 Section 2b: New Freshmen - Online





Sex	Fall 2022		Spring 2022-23				Cohort Less Graduates	Retention Rate
	Enrolled		Enrolled		Not Enrolled			
	N	col %	N	row %	N	row %		
Male	15	36	5	33.3	10	66.7	15	33.3
Female	27	64	13	48.1	14	51.9	27	48.1
All	42	100	18	42.9	24	57.1	42	42.9

Ethnicity	Fall 2022		Spring 2022-23				Cohort Less Graduates	Retention Rate
	Enrolled		Enrolled		Not Enrolled			
	N	col %	N	row %	N	row %		
African American/Black	16	38	6	37.5	10	62.5	16	37.5
Asian	1	2	--	--	1	100.0	1	0.0
Hispanic	11	26	2	18.2	9	81.8	11	18.2
White	12	29	9	75.0	3	25.0	12	75.0
Ethnicity Unknown	2	5	1	50.0	1	50.0	2	50.0
All	42	100	18	42.9	24	57.1	42	42.9

Minority Status	Fall 2022		Spring 2022-23				Cohort Less Graduates	Retention Rate
	Enrolled		Enrolled		Not Enrolled			
	N	col %	N	row %	N	row %		
Minority	28	67	8	28.6	20	71.4	28	28.6
Non-Minority	14	33	10	71.4	4	28.6	14	71.4
All	42	100	18	42.9	24	57.1	42	42.9


Non-minority includes White and Ethnicity Unknown


Retention of Undergraduate Students, Fall 2022 to Spring 2022-23
Section 2b: New Freshmen - Online

Classification	Fall 2022	Spring 2022-23		
	Enrolled			
				

Retention of Undergraduate Students, Fall 2022 to Spring 2022-23
 Section 2b: New Freshmen - Online

Fall 2022 Term GPA	Fall 2022		Spring 2022-23				Cohort Less Graduates	Retention Rate
	Enrolled		Enrolled		Not Enrolled			
	N	col %	N	row %	N	row %		
No GPA	3	7	1	33.3	2	66.7	3	33.3
0.00 - 0.49	17	40	--	--	17	100.0	17	0.0
0.50 - 0.99	4	10	3	75.0	1	25.0	4	75.0
1.00 - 1.49	1	2	--	--	1	100.0	1	0.0
2.00 - 2.49	2	5	1	50.0	1	50.0	2	50.0





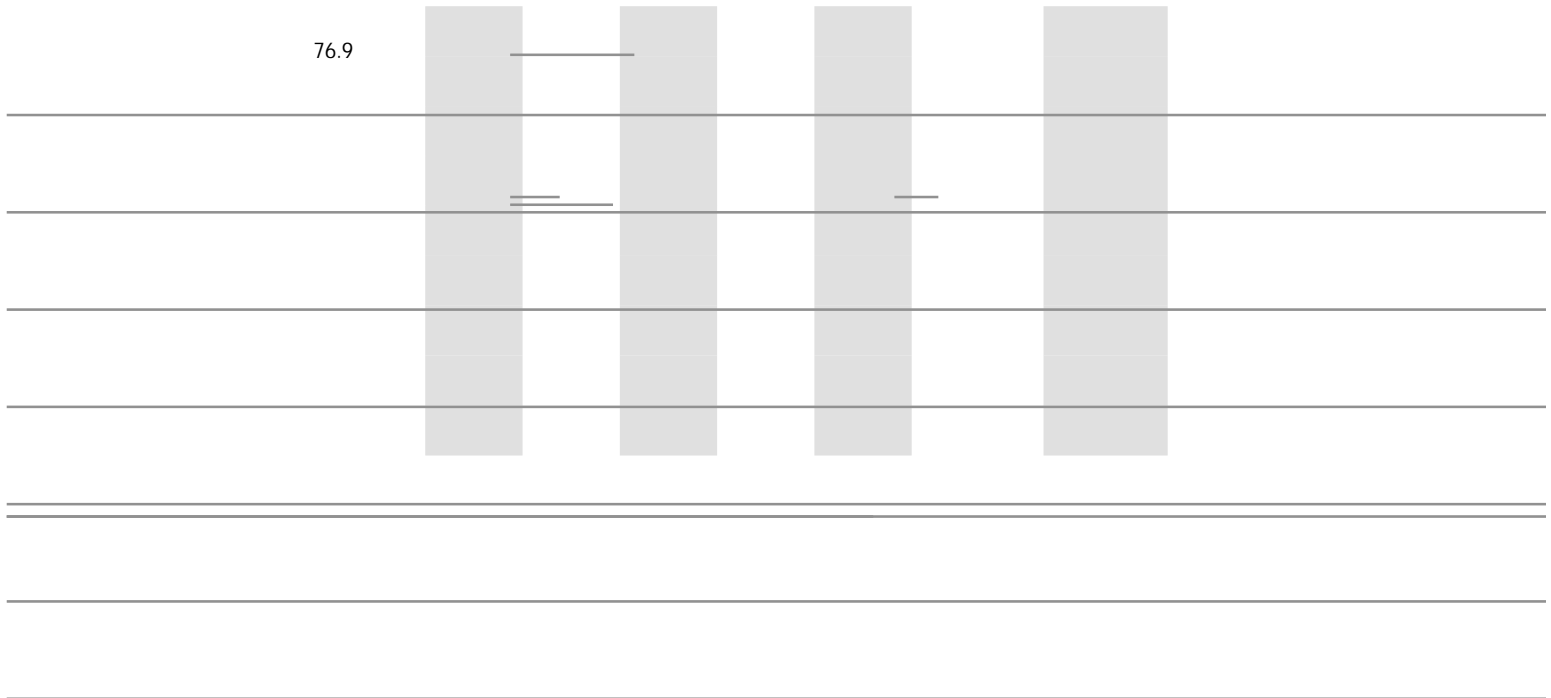
Retention of Undergraduate Students, Fall 2022 to Spring 2022-23
 Section 3: New Freshmen - Provisional Admits

Fall 2022 Term GPA	Fall 2022		Spring 2022-23				Cohort Less Graduates	Retention Rate
	Enrolled		Enrolled		Not Enrolled			
	N	col %	N	row %	N	row %		
0.00 - 0.49	24	14	7	29.2	17	70.8	24	29.2
0.50 - 0.99	9	5	6	66.7	3	33.3	9	66.7
1.00 - 1.49	18	10	14	77.8	4	22.2	18	77.8
1.50 - 1.99	13	8	10	76.9	3	23.1	13	76.9
2.00 - 2.49	31	18	25	80.6	6	19.4	31	80.6
2.50 - 2.99	29	17	25	86.2	4	13.8	29	86.2
3.00 - 3.49	32	18	30	93.8	2	6.3	32	93.8
3.50 - 4.00	17	10	16	94.1	1	5.9	17	94.1
All	173	100	133	76.9	40	23.1	173	76.9

86.0% Cohort

78.9

76.9



Retention of Undergraduate Students, Fall 2022 to Spring 2022-23
Section 4: New Transfers

Classification	Fall 2022		Spring 2022-23						Cohort Less Graduates	Retention Rate
	Enrolled		Enrolled		Not Enrolled		Graduated			
	N	col %	N	row %	N	row %	N	row %		
Freshman	45	16	28	62.2	17	37.8	--	--	45	62.2
Sophomore	108	40	82	75.9	26	24.1	--	--	108	75.9
Junior	92	34	67	72.8	25	27.2	--	--	92	72.8
Senior	28	10	20	71.4	7	25.0	1	3.6	27	74.1
All	273	100	197	72.2	75	27.5	1	0.4	272	72.4

Academic Index	Fall 2022		Spring 2022-23						Cohort Less Graduates	Retention Rate
	Enrolled		Enrolled		Not Enrolled		Graduated			
	N	col %	N	row %	N	row %	N	row %		
Level 1	1	0	1	100.0	--	--	--	--	1	100.0
Level 2	3	1	3	100.0	--	--	--	--	3	100.0
Level 3	8	3	7	87.5	1	12.5	--	--	8	87.5
Level 4	7	3	3	42.9	4	57.1	--	--	7	42.9
Level 5	3	1	1	33.3	2	66.7	--	--	3	33.3
Missing	251	92	182	72.5	68	27.1	1	0.4	250	72.8
All	273	100	197	72.2	75	27.5	1	0.4	272	72.4

County	Fall 2022		Spring 2022-23						Cohort Less Graduates	Retention Rate
	Enrolled		Enrolled		Not Enrolled		Graduated			
	N	col %	N	row %	N	row %	N	row %		
Fort Bend	35	13	27	77.1	8	22.9	--	--	35	77.1
Harris	128	47	89	69.5	38	29.7	1	0.8	127	70.1
Other Texas County	75	27	55	73.3	20	26.7	--	--	75	73.3
Out of State	35	13	26	74.3	9	25.7	--	--	35	74.3
All	273	100	197	72.2	75	27.5	1	0.4	272	72.4

Retention of Undergraduate Students, Fall 2022 to Spring 2022-23
 Section 4: New Transfers

Fall 2022 Term GPA	Fall 2022	Spring 2022-23				
	Enrolled	Enrolled	Not Enrolled	Graduated		
N						



Retention of Undergraduate Students, Fall 2022 to Spring 2022-23
 Section 4: New Transfers

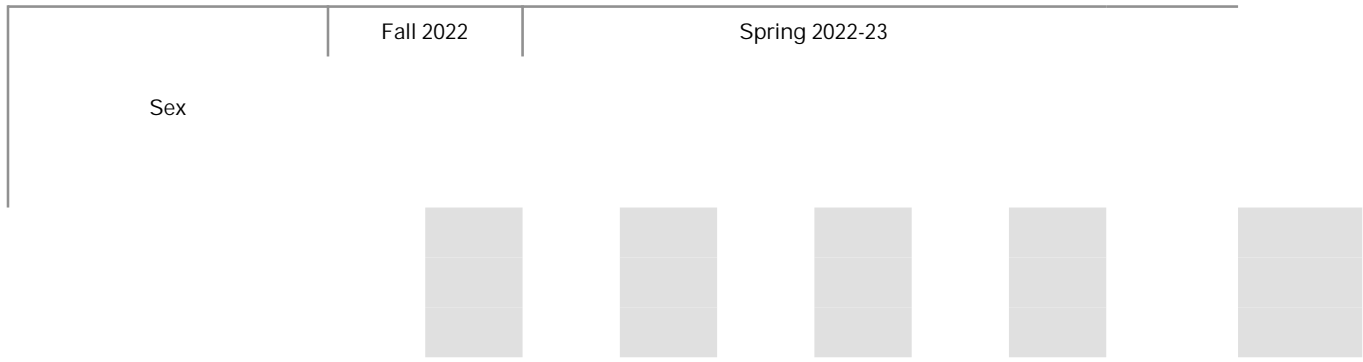
Major	Fall 2022		Spring 2022-23						Cohort Less Graduates	Retention Rate	
	Enrolled		Enrolled		Not Enrolled		Graduated				
	N	col %	N	row %	N	row %	N	row %			
Mathematics 7-12 w/ESL	1	0	--	--	1	100.0	--	--	1	0.0	
Music	3	1	3	100.0	--	--	--	--	3	100.0	
Music-Vocal/Keyboard	1	0	1	100.0	--	--	--	--	1	100.0	
Nursing	25	23	8	16	69.6	71	30.4	--	--	23	69.6
Pre-Cinematic Arts	2	2	2	100.0	--	--	--	--	6	100.0	
Political Science	2										

Retention of Undergraduate Students, Fall 2022 to Spring 2022-23



Retention of Undergraduate Students, Fall 2022 to Spring 2022-23
 Section 4a: New Transfers - Main Campus

Major	Fall 2022		Spring 2022-23				Cohort Less Graduates	Retention Rate
	Enrolled		Enrolled		Not Enrolled			
	N	col %	N	row %	N	row %		
Music	3	2	3	100.0	--	--	3	100.0
Music-Vocal/Keyboard	1	1	1	100.0	--	--	1	100.0
Nursing	23	15	16	69.6	7	30.4	23	69.6
Pre-Cinematic Arts	6	4	6	100.0	--	--	6	100.0
Political Science	2	1	1	50.0	1	50.0	2	50.0
Psychology	12	8	8	66.7	4	33.3	12	66.7
Sports Management	1	1	1	100.0	--	--	1	100.0
Theological Studies	1	1	1	100.0	--	--	1	100.0
Writing	1	1	1	100.0	--	--	1	100.0
All	156	100	124	79.5	32	20.5	156	79.5



Retention of Undergraduate Students, Fall 2022 to Spring 2022-23
 Section 4b: New Transfers - Online

Citizenship Status	Fall 2022		Spring 2022-23				
	Enrolled		Enrolled	Not Enrolled	Graduated		
	N	col %	N	row %			



Retention of Undergraduate Students, Fall 2022 to Spring 2022-23
Section 4b: New Transfers - Online

Classification	Fall 2022	Spring 2022-23			
	Enrolled				
	