



IR Report Series

Vol. 212, No. 007

October 19, 2021

## Retention of Graduate Students I-8.5 (I--3. (o34.c 0 Tw11.04 -0e)-

---

Cohort	Fall 2020 to Fall 2021	Fall 2019 to Fall 2020	Fall 2018 to Fall 2019	Fall 2017 to Fall 2018	Fall 2016 to Fall 2017
Graduate Students	73.1%	69.1%	72.2%	72.4%	76.4%
Main Campus					







es	Retention Rate
51	72.7
28	71.4
41	82.9
30	73.1

es	Retention Rate







Retention of Graduate Students, Fall 2020 to Fall 2021  
Section 1: All Graduate

Major	Fall 2020		Fall 2021						Cohort Less Graduates	Retention Rate
	Enrolled		Enrolled		Not Enrolled		Graduated			
	N	col %	N	row %	N	row %	N	row %		
Post-Bacc. - w / Certification	11	1	2	18.2	8	72.7	1	9.1	10	20.0
Apologetics	40									





Retention of Graduate Students, Fall 2020 to Fall 2021  
Section 1: All Graduate

Major	Fall 2020		Fall 2021						Cohort Less Graduates	Retention Rate
	Enrolled		Enrolled		Not Enrolled		Graduated			
	N	col %	N	row %	N	row %	N	row %		
Kinesiology-Sport Management	24	2	5	20.8	4	16.7	15	62.5	9	55.6
ADM/CERT/	1	0	--	--	1	100.0	--	--	1	0.0
Liberal Arts w Specialization	1	0	1	100.0	--	--	--	--	1	100.0
Counselor Education	3	0	--	--	--	--	3	100.0	0	--
Liberal Arts	5	0	1	20.0	--	--	4	80.0	1	100.0
Licensed Prof. Counselor	1	0	1	100.0	1	100.0	1	100.0	1	0.0

Retention of Graduate Students, Fall 2020 to Fall 2021  
Section 1a: All Graduate - Main Campus


Sex	Fall 2020		Fall 2021						Cohort Less Graduates	Retention Rate
	Enrolled		Enrolled		Not Enrolled		Graduated			
	N	col %	N	row %	N	row %	N	row %		
Male	182	28	84	46.2	34	18.7	64	35.2	118	71.2
Female	466	72	237	50.9	74	15.9	155	33.3	311	76.2
All	648	100	321	49.5	108	16.7	219	33.8	429	74.8

Ethnicity	Fall 2020		Fall 2021						Cohort Less Graduates	Retention Rate
	Enrolled		Enrolled		Not Enrolled		Graduated			
	N	col %	N	row %	N	row %	N	row %		
African American/Black	247	38	117	47.4	46	18.6	84	34.0	163	71.8
Asian	44	7	18	40.9	4	9.1	22	50.0	22	81.8
Hispanic	144	22	78	54.2	25	17.4	41	28.5	103	75.7
White	190	29	101	53.2	31	16.3	58	30.5	132	76.5
Two or More Races	14	2	4	28.6	2	14.3	8	57.1	6	66.7
Ethnicity Unknown	9	1	3	33.3	--	--	6	66.7	3	100.0
All	648	100	321	49.5	108	16.7	219	33.8	429	74.8

Minority Status	Fall 2020		Fall 2021						Cohort Less Graduates	Retention Rate
	Enrolled		Enrolled		Not Enrolled		Graduated			
	N	col %	N	row %	N	row %	N	row %		
Minority	449	69	217	48.3	77	17.1	155	34.5	294	73.8
Non-Minority	199	31	104	52.3	31	15.6	64	32.2	135	77.0
All	648	100	321	49.5	108	16.7	219	33.8	429	74.8

Non-minority includes White and Ethnicity Unknown



























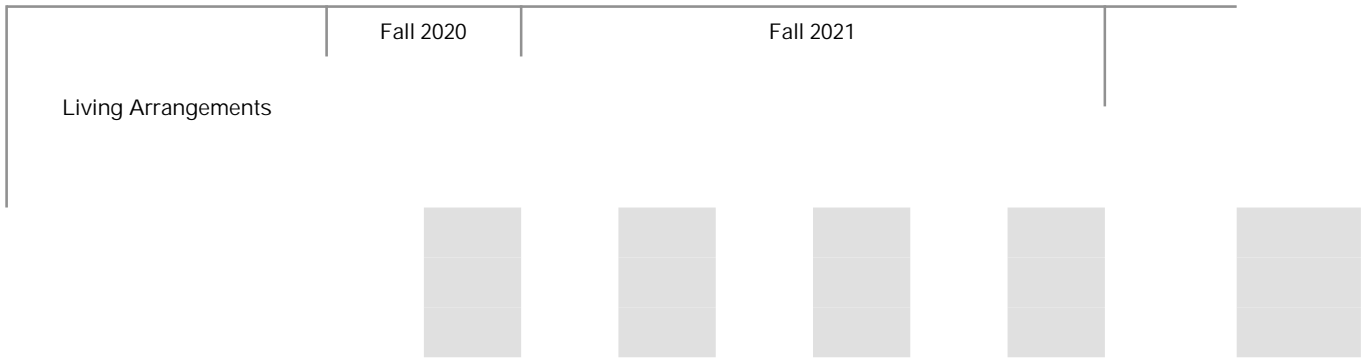
Retention of Graduate Students, Fall 2020 to Fall 2021  
Section 2: New Graduate

Citizenship Status	Fall 2020		Fall 2021						Cohort Less Graduates	Retention Rate
	Enrolled		Enrolled		Not Enrolled		Graduated			
	N	col %	N	row %	N	row %	N	row %		
U.S. Citizen	450	93	301	66.9	120	26.7	29	6.4	421	71.5
Resident Alien	15	3	11	73.3	4	26.7	--	--	15	73.3
International	20	4	17	85.0	2	10.0	1	5.0	19	89.5
All	485	100	329	67.8	126	26.0	30	6.2	455	72.3

Full/Part Time	Fall 2020		Fall 2021						Cohort Less Graduates	Retention Rate
	Enrolled		Enrolled		Not Enrolled		Graduated			
	N	col %	N	row %	N	row %	N	row %		
Full-Time	70	14	54	77.1	11	15.7	5	7.1	65	83.1
Part-Time	415	86	275	66.3	115	27.7	25	6.0	390	70.5
All	485	100	329	67.8	126	26.0	30	6.2	455	72.3



Retention of Graduate Students, Fall 2020 to Fall 2021  
Section 2: New Graduate





Retention of Graduate Students, Fall 2020 to Fall 2021  
Section 2: New Graduate

Commuting Distance (one way)	Fall 2020		Fall 2021						Cohort Less Graduates	Retention Rate
	Enrolled		Enrolled		Not Enrolled		Graduated			
	N	col %	N	row %	N	row %	N	row %		
0-5 miles	43	9	32	74.4	10	23.3	1	2.3	42	76.2
5-15 miles	145	31	96	66.2	42	29.0	7	4.8	138	69.6
16-20 miles	59	13	40	67.8	14	23.7	5	8.5	54	74.1
21-40 miles	100	21	79	79.0	17	17.0	4	4.0	96	82.3
40+ miles	10	2	8	80.0	2	20.0	--	--	10	80.0
Unknown	109	23	67	61.5	32	29.4	10	9.2	99	67.7
All	466	100	322	69.1	117	25.1	27	5.8	439	73.3

Based on geodetic distance in miles between two ZIP code locations. The centroid of each ZIP code is used in the calculation.

Age Range	Fall 2020		Fall 2021						Cohort Less Graduates	Retention Rate
	Enrolled		Enrolled		Not Enrolled		Graduated			
	N	col %	N	row %	N	row %	N	row %		
20-21	13	3	11	84.6	1	7.7	1	7.7	12	91.7
22-25	118	24	74	62.7	27	22.9	17	14.4	101	73.3
26-30	103	21	74	71.8	23	22.3	6	5.8	97	76.3
31+	251	52	170	67.7	75	29.9	6	2.4	245	69.4
All	485	100	329	67.8	126	26.0	30	6.2	455	72.3







Retention of Graduate Students, Fall 2020 to Fall 2021  
Section 2a: New Graduate - Main Campus

Citizenship Status	Fall 2020		Fall 2021						Cohort Less Graduates	Retention Rate
	Enrolled		Enrolled		Not Enrolled		Graduated			
	N	col %	N	row %	N	row %	N	row %		
U.S. Citizen	188	89	128	68.1	50	26.6	10	5.3	178	71.9
Resident Alien	5	2	5	100.0	--	--	--	--	5	100.0
International	19	9	16	84.2	2	10.5	1	5.3	18	88.9
All	212	100	149	70.3	52	24.5	11	5.2	201	74.1

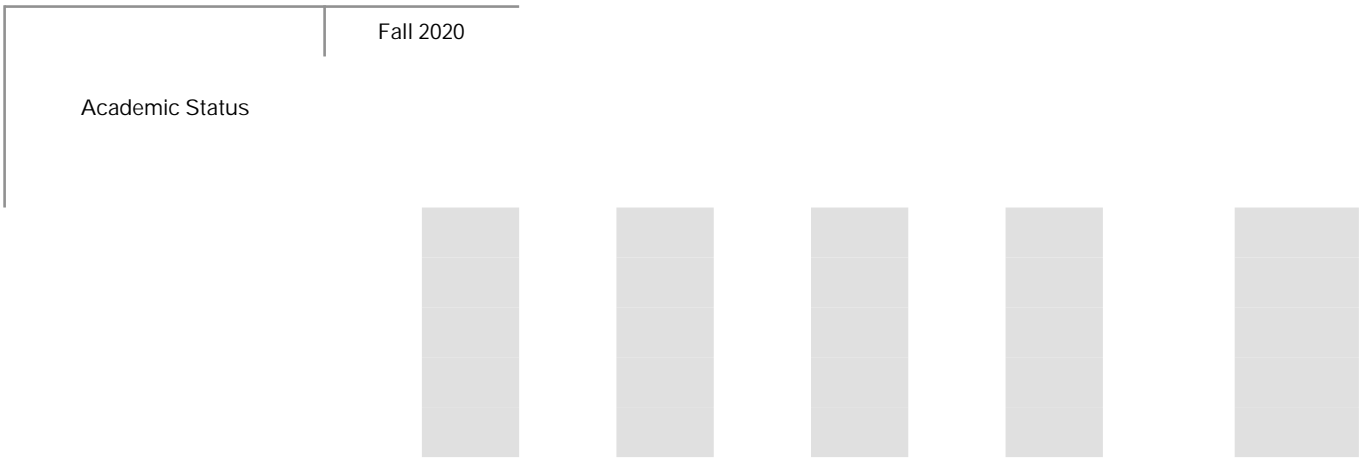
Full/Part Time	Fall 2020		Fall 2021						Cohort Less Graduates	Retention Rate
	Enrolled		Enrolled		Not Enrolled		Graduated			
	N	col %	N	row %	N	row %	N	row %		
Full-Time	68	32	54	79.4	11					

col %

68



Retention of Graduate Students, Fall 2020 to Fall 2021  
Section 2a: New Graduate - Main Campus





Retention of Graduate Students, Fall 2020 to Fall 2021  
 Section 2a: New Graduate - Main Campus

Major	Fall 2020		Fall 2021						Cohort Less Graduates	Retention Rate
	Enrolled		Enrolled		Not Enrolled		Graduated			
	N	col %	N	row %	N	row %	N	row %		
Post-Bacc. - w / Certification	5	2	1	20.0	4	80.0	--	--	5	20.0
Apologetics	2	1	2	100.0	--	--	--	--	2	100.0
Studio Art	13	6	13	100.0	--	--	--	--	13	100.0
Biblical Languages	7	3	5	71.4	2	28.6	--	--	7	71.4
Biblical Studies	1	0	1	100.0	--	--	--	--	1	100.0
Business Administration	17	8	9	52.9	5	29.4	3	17.6	14	64.3
Classics & Early Christianity	5	2	4	80.0	1	20.0	--	--	5	80.0




# Retention of Graduate Students, Fall 2020 to Fall 2021



Retention of Graduate Students, Fall 2020 to Fall 2021  
Section 2b: New Graduate - Online

Sex	Fall 2020	Fall 2021			





Retention of Graduate Students, Fall 2020 to Fall 2021  
Section 2b: New Graduate - Online

Spring 2020-21 Term GPA	Fall 2020		Fall 2021						Cohort Less Graduates	Retention Rate
	Enrolled		Enrolled		Not Enrolled		Graduated			
	N	col %	N	row %	N	row %	N	row %		
No GPA	36	13	2	5.6	33	91.7	1	2.8	35	5.7
0.00 - 0.49	9	3	3	33.3	6	66.7	--	--	9	33.3
1.00 - 1.49	1	0	--	--	1	100.0	--	--	1	0.0
1.50 - 1.99	4	1	1	25.0	3	75.0	--	--	4	25.0
2.00 - 2.49	3	1	2	66.7	1	33.3	--	--	3	66.7
2.50 - 2.99	7	3	4	57.1	2	28.6	1	14.3	6	66.7
3.00 - 3.49	24	9	12	50.0	8	33.3	4	16.7	20	60.0
3.50 - 4.00	189	69	156	82.5	20	10.6	13	6.9	176	88.6
All	273	100	180	65.9	74	27.1	19	7.0	254	70.9

Cumulative GPA at End of Spring 2020-21	Fall 2020		Fall 2021						Cohort Less Graduates	Retention Rate
	Enrolled		Enrolled		Not Enrolled		Graduated			
	N	col %	N	row %	N	row %	N	row %		
No GPA	36	13	2	5.6	33	91.7	1	2.8	35	5.7
3.00 - 3.49	31	11	19	61.3	8	25.8	4	12.9	27	70.4
2.50 - 2.99	5	2	1	20.0	4	80.0	--	--	5	20.0
3.50 - 4.00	187	68	153	81.8	14	7.5	--	--	173	88.4
1.50 - 1.99	3	1	2	66.7	1	33.3	--	--	3	66.7
0.50 - 0.99	2	1	--	--	2	100.0	--	--	2	0.0
0.00 - 0.49	1	0	--	--	1	100.0	--	--	1	0.0
1.00 - 1.49	2	1	1	50.0	--	--	--	--	2	0.0
2.00 - 2.49	6	2	2	33.3	4	66.7	--	--	6	33.3
All	273	100	180	65.9	74	27.1	19	7.0	254	70.9

Age Range	Fall 2020		Fall 2021						Cohort Less Graduates	Retention Rate
	Enrolled		Enrolled		Not Enrolled		Graduated			




Retention of Graduate Students, Fall 2020 to Fall 2021  
Section 2b: New Graduate - Online

Major	Fall 2020		Fall 2021						Cohort Less Graduates	Retention Rate
	Enrolled		Enrolled		Not Enrolled		Graduated			
	N	col %	N	row %	N	row %	N	row %		
Apologetics	9	3	5	55.6	3	33.3	1	11.1	8	62.5
Business Administration	21	8	10	47.6	10	47.6	1	4.8	20	50.0
Christian Leadership	4	1	2	50.0	2	50.0	--	--	4	50.0
Lit. & Imaginative Apologetics	1	0	--	--	1	100.0	--	--	1	0.0
Clinical Mental Health Counsel	28	10	23	82.1	5	17.9	--	--	28	82.1
New Testament	1	0	--	--	--	--	1	100.0	0	--
Curriculum and Instruction	11	4	7	63.6	2	18.2	2	18.2	9	77.8
Divinity	6	2	5	83.3	1	16.7	--	--	6	83.3
Educational Administration	3	1	3	100.0	--	--	--	--	3	100.0
Exec. Educational Leadership	22	8	19	86.4	3	13.6	--	--	22	86.4
Exec. Mental Health/Human Serv	10	4	5	50.0	5	50.0	--	--	10	50.0
Higher Education	2	1	--	--	2	100.0	--	--	2	0.0
Human Services Counseling	7	3	3	42.9	2	28.6	2	28.6	5	60.0
Human Resources Management	12	4	7	58.3	3	25.0	2	16.7	10	70.0
Kinesiology-Sport Management	8	3	4	50.0	2	25.0	2	25.0	6	66.7
ADM/CERT/	1	0	--	--	1	100.0	--	--	1	0.0
Learning, Technology & Design	8	3	3	37.5	1	12.5	4	50.0	4	75.0
Intercultural Studies	1	0	1	100.0	--	--	--	--	1	100.0
Management & Entrepreneurship	5	2	--	--	1	20.0	4	80.0	1	0.0
Marriage and Family Therapy	14	5	9	64.3	5	35.7	--	--	14	64.3
Nursing	86	32	69	80.2	17	19.8	--	--	86	80.2
Theological Studies	13	5	5	38.5	8	61.5	--	--	13	38.5
All	273	100	180	65.9	74	27.1	19	7.0	254	70.9









Retention of Graduate Students, Fall 2020 to Fall 2021  
 Section 3: Continuing Graduate

Commuting Distance (one way)	Fall 2020		Fall 2021						Cohort Less Graduates	Retention Rate
	Enrolled		Enrolled		Not Enrolled		Graduated			
	N	col %	N	row %	N	row %	N	row %		
0-5 miles	64	9	22	34.4	6	9.4	36			

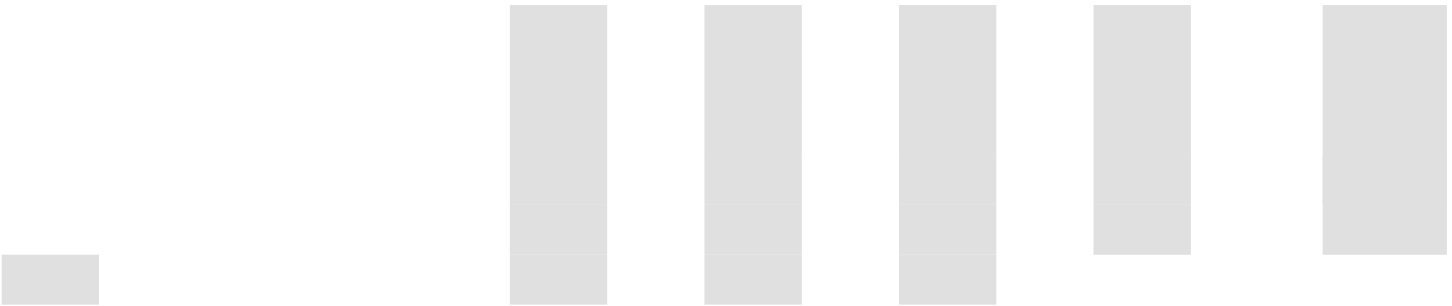




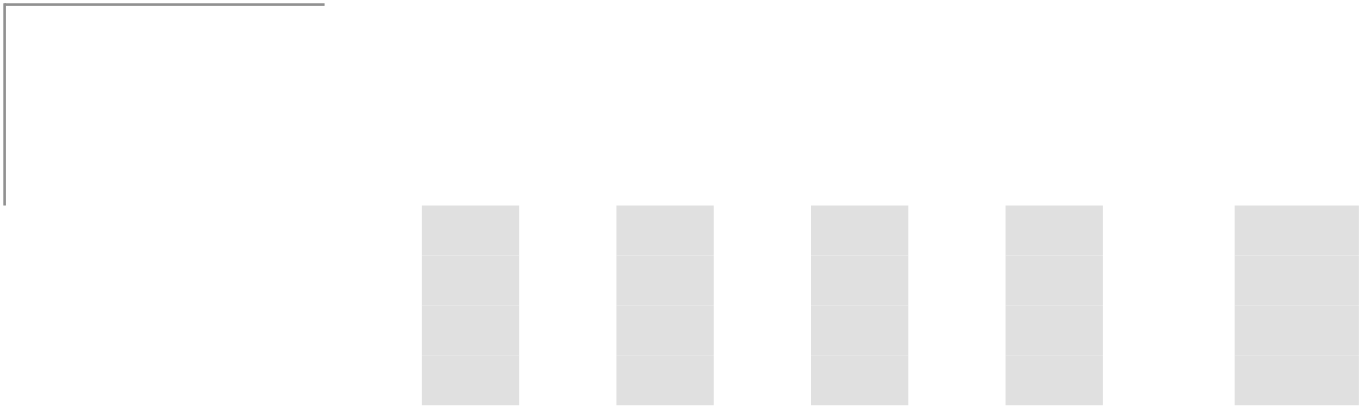


Retention of Graduate Students, Fall 2020 to Fall 2021  
 Section 3a: Continuing Graduate - Main Campus

Sex	Fall 2020		Fall 2021						Cohort Less Graduates	Retention Rate
	Enrolled		Enrolled		Not Enrolled		Graduated			
	N	col %	N	row %	N	row %	N	row %		
Male	128	29	49	38.3	20	15.6	59	46.1	69	71.0
Female	308	71	123	39.9	36	11.7	149	48.4	159	77.4
All	436	100	172	39.4	56	12.8	208	47.7	228	75.4



Retention of Graduate Students, Fall 2020 to Fall 2021  
Section 3a: Continuing Graduate - Main Campus



Retention of Graduate Students, Fall 2020 to Fall 2021  
 Section 3a: Continuing Graduate - Main Campus

Academic Status	Fall 2020		Fall 2021				
	Enrolled		Enrolled	Not Enrolled	Graduated		
	N	col %	N				







Retention of Graduate Students, Fall 2020 to Fall 2021  
 Section 3a: Continuing Graduate - Main Campus

Major	Fall 2020		Fall 2021						Cohort Less Graduates	Retention Rate
	Enrolled		Enrolled		Not Enrolled		Graduated			
	N	col %	N	row %	N	row %	N	row %		
Marriage and Family Therapy	4	1	3	75.0	--	--	1	25.0	3	100.0
Philosophy	4	1	--	--	1	25.0	3	75.0	1	0.0
Prof. School Counseling	1	0	1	100.0	--	--	--	--	1	100.0
Psychology	77	18	47	61.0	4	5.2	26	33.8	51	92.2
Reading	3	1	1	33.3	--	--	2	66.7	1	100.0
Screenwriting	4	1	--	--	--	--	4	100.0	0	--
Theological Studies	7	2	4	57.1	--	--	3	42.9	4	100.0
All	436	100	172	39.4	56	12.8	208	47.7	228	75.4







